

# First Grade Blizzard Bag Day 2

## Religion

Read and discuss *A Catholic to Know* page with an adult. Then complete the activities at the bottom of the page.

## Math

Log onto IXL and practice for 10 minutes.

Practice math facts on flash cards (if you don't have any you can create your own flash cards on paper or index cards) for 10 minutes

Create your own word problem on the sheet provided. Show how this problem could be solved in multiple ways including using pictures, numbers, or words.

## English Language Arts

Read a book from home and retell the story orally to a family member.

Then complete the Reading Response sheet called, *What is it all about?* using the same book.

## Social Studies/ Science

Create a timeline of your life. In the top box, draw a picture of yourself in the past, present, and future. Then in the second box (under the line) include the year the picture is from. Last, in the bottom box, write a sentence telling about the picture.

Name: \_\_\_\_\_

## A Catholic to Know

Teresa was born in 1910. As a young girl, she felt God's call to follow him. Teresa became a religious sister. Then God called her again. Teresa went into the streets of Calcutta, India. She helped people who were poor, sick, and dying. She felt a special call to love. Teresa helped many people.



**Blessed Teresa  
of Calcutta**

## Witness and Share

Listen to each faith statement. Think about what you believe.


### My Way to Faith

- I donate to those who are poor.
- I include everyone when I play.
- I give a smile, a kind word, or a helping hand to others.

### Share Your Faith

Draw yourself helping someone in need.

Invite a friend to join you in helping someone in need.




Name \_\_\_\_\_

Date \_\_\_\_\_

# I Can Create Word Problems

I can model and create an addition / subtraction problem situation and write a corresponding number sentence and word problem.

<p><b>Picture</b></p>	<p><b>Ten Frames</b></p> 
<p><b>Number Sentence</b></p>	<p><b>Key Words</b></p>
<p><b>Word Problem</b></p>	

.....

.....

.....

.....

Name \_\_\_\_\_

## What is it all about?

Identify the sequence of events in order

What happened at the beginning?

First, \_\_\_\_\_

\_\_\_\_\_


\_\_\_\_\_

What happened at the end?

Last, \_\_\_\_\_

\_\_\_\_\_

\_\_\_\_\_



What happened in the middle?

Next, \_\_\_\_\_

\_\_\_\_\_

\_\_\_\_\_

Draw a picture of your favorite part:

A large rectangular area with a dotted border, intended for drawing a picture of a favorite part of the story.

Name \_\_\_\_\_

Date \_\_\_\_\_

# TIMELINE OF MY LIFE

PAST

PRESENT

FUTURE

A large, empty rectangular box intended for writing or drawing about past events.

A large, empty rectangular box intended for writing or drawing about present events.

A large, empty rectangular box intended for writing or drawing about future events.

A small, empty rectangular box connected to the main past box by a horizontal line, intended for a sub-event or detail.

A small, empty rectangular box connected to the main present box by a horizontal line, intended for a sub-event or detail.

A small, empty rectangular box connected to the main future box by a horizontal line, intended for a sub-event or detail.

A large, empty rectangular box connected to the main past box by a horizontal line, intended for a sub-event or detail.

A large, empty rectangular box connected to the main present box by a horizontal line, intended for a sub-event or detail.

A large, empty rectangular box connected to the main future box by a horizontal line, intended for a sub-event or detail.